

QUICK INSTALLATION GUIDE

Berlin Holster T1

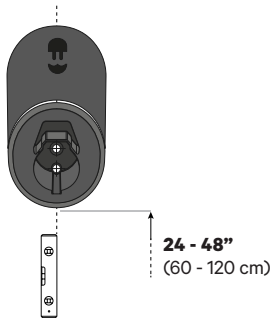
wallbox 

QUICK INSTALLATION GUIDE

Berlin Holster T1

ES Guía de Instalación breve

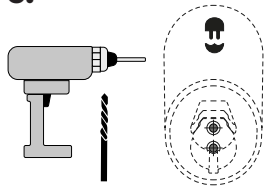
1.



2.

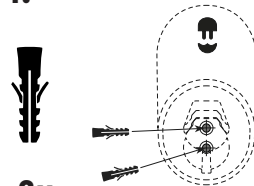


3.



5/16"
8 mm

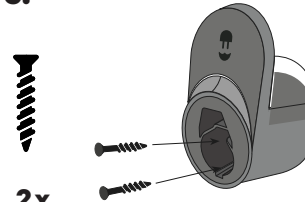
4.



2x
**Wall
Anchor**
S8x40 mm

Anclaje de pared

5.



2x
Screws
5x40 mm
Tornillos

Notes:

Maximum hose length: 7.5m

Maximum hose amperage: 48A

The tightening torque of the screws
to the installation: 2Nm

Longitud máxima de la manguera: 7.5m

Amperaje máximo de la manguera: 48A

*El par de apriete de los tornillos
a la instalación: 2Nm*



support.wallbox.com